

Original article

Incidence of cardiovascular events and changes in the estimated risk and treatment of familial hypercholesterolemia: the SAFEHEART registry

Leopoldo Pérez de Isla,^{a,b,1,*} Raquel Arroyo-Olivares,^{b,1} Rodrigo Alonso,^{b,c} Ovidio Muñiz-Grijalvo,^d José Luis Díaz-Díaz,^e Daniel Zambón,^f Francisco Fuentes,^g Nelva Mata,^h Mar Piedecausa,ⁱ M. Dolores Mañas,^j Juan F. Sánchez Muñoz-Torrero,^k José Pablo Miramontes-González,^l Raimundo de Andrés,^m Marta Mauri,ⁿ Rocío Aguado,^o Ángel Brea,^p José M. Cepeda,^q José I. Vidal-Pardo,^r Ceferino Martínez-Faedo,^s Miguel Ángel Barba,^t Rosa Argüeso,^r Enrique Ruiz-Pérez,^u Alfredo Michán,^v Francisco Arrieta,^w María Riestra Fernández,^x Leire Pérez,^y José M. Pinilla,^z Gonzalo Díaz-Soto,^{aa} Xavier Pintó,^{ab} Teresa Padró,^{ac} Lina Badimón,^{ac} and Pedro Mata^b; , on behalf of the SAFEHEART researchers²

^a Servicio de Cardiología, Hospital Clínico San Carlos, IDISSC, Madrid, Spain

^b Fundación Hipercolesterolemia Familiar, Madrid, Spain

^c Departamento de Nutrición, Clínica Las Condes, Santiago de Chile, Chile

^d Servicio de Medicina Interna, Hospital Virgen del Rocío, Sevilla, Spain

^e Servicio de Medicina Interna, Hospital Abente y Lago, A Coruña, Spain

^f Servicio de Endocrinología, Hospital Clínico de Barcelona, Barcelona, Spain

^g Unidad de Lípidos y Arteriosclerosis, IMIBIC, Hospital Universitario Reina Sofía, Córdoba, Spain

^h Departamento de Epidemiología, Consejería de Sanidad, Madrid, Spain

ⁱ Servicio de Medicina Interna, Hospital de Elche, Elche, Alicante, Spain

^j Servicio de Medicina Interna, Hospital General Universitario de Ciudad Real, Ciudad Real, Spain

^k Servicio de Medicina Interna, Hospital San Pedro de Alcántara, Cáceres, Spain

^l Servicio de Medicina Interna, Hospital Clínico de Salamanca, Salamanca, Spain

^m Servicio de Medicina Interna, Fundación Jiménez Díaz, Madrid, Spain

ⁿ Servicio de Medicina Interna, Hospital de Terrassa, Terrassa, Barcelona, Spain

^o Servicio de Endocrinología, Hospital Universitario de León, León, Spain

^p Servicio de Medicina Interna, Hospital San Pedro, Logroño, Spain

^q Servicio de Medicina Interna, Hospital Comarcal Vega Baja, Orihuela, Alicante, Spain

^r Servicio de Endocrinología, Hospital Lucus Augusti, Lugo, Spain

^s Servicio de Endocrinología, Hospital Central de Asturias, Oviedo, Asturias, Spain

^t Servicio de Medicina Interna, Hospital General de Albacete, Albacete, Spain

^u Servicio de Endocrinología, Hospital Universitario de Burgos, Burgos, Spain

^v Servicio de Medicina Interna, Hospital de Jerez de la Frontera, Cádiz, Spain

^w Servicio de Endocrinología, Hospital Ramón y Cajal, Madrid, Spain

^x Servicio de Endocrinología, Hospital de Cabueñes, Gijón, Asturias, Spain

^y Servicio de Endocrinología, Hospital Universitario de Álava, Vitoria, Spain

^z Centro de Salud San Miguel de Salinas, Alicante, Spain

^{aa} Servicio de Endocrinología, Hospital Clínico Universitario, Valladolid, Spain

^{ab} Servicio de Medicina Interna, Hospital de Bellvitge, L'Hospitalet de Llobregat, Barcelona, Spain

^{ac} Institut de Recerca del Hospital de la Santa Creu i Sant Pau, IIB Sant Pau, Barcelona, Spain

Article history:

Received 10 May 2019

Accepted 21 October 2019

Keywords:

Familial hypercholesterolemia

LDL-cholesterol targets

Lipid lowering therapy

Cardiovascular disease

ABSTRACT

Introduction and objectives: The SAFEHEART study was designed to analyze the situation of familial heterozygous hypercholesterolemia (FHH) and improve knowledge of this disease in Spain. Our objective was to determine the incidence rate of cardiovascular events, the estimated risk of developing an event and its modification, the use of lipid-lowering treatment, and the achievement of low-density lipoprotein cholesterol targets in patients with FHH.

Methods: SAFEHEART is a prospective, open, multicenter, nationwide cohort study, with long-term protocol-based follow-up in a population of individuals with molecularly-characterized FHH. We analyzed patients older than 18 years with complete follow-up.

Results: We included 2648 patients with FHH. The median follow-up was 6.6 (4.8-9.7) years. The overall incidence rate of cardiovascular events was 1.3 events/100 patient-years. After the follow-up, the 10-year estimated risk of developing a cardiovascular event was reduced from 1.6% to 1.3% ($P < .001$). In the last follow-up, 20.6% and 22.2% of the patients in primary and secondary prevention achieved low-density lipoprotein cholesterol values < 100 mg/dL and < 70 mg/dL, respectively.

* Corresponding author: Fundación Hipercolesterolemia Familiar, General Álvarez de Castro 14, 28010 Madrid, Spain.

E-mail address: leopisla@hotmail.com (L. Pérez de Isla).

¹ The first and second authors contributed equally to this study.

² The full list of researchers can be consulted in [Appendix 1](#).

Conclusions: This study was performed in the largest population of patients with FHH in Spain. We identified the incidence rate of cardiovascular events, the estimated risk of developing a cardiovascular event and its modification, the achievement of low-density lipoprotein cholesterol targets, and the therapeutic management in this population. Although the cardiovascular risk of FHH is high, appropriate treatment reduces the likelihood of an event.

Clinical trial registration: <http://www.clinicaltrials.gov>. Identifier: NCT02693548.

© 2019 Sociedad Española de Cardiología. Published by Elsevier España, S.L.U. All rights reserved.

Incidencia de eventos cardiovasculares y cambios en el riesgo estimado y en el tratamiento de la hipercolesterolemia familiar: registro SAFEHEART

RESUMEN

Palabras clave:

Hipercolesterolemia familiar
Objetivos de colesterol unido a LDL
Tratamiento hipolipemiente
Enfermedad cardiovascular

Introducción y objetivos: El estudio SAFEHEART se diseñó para analizar la situación y mejorar el conocimiento de la hipercolesterolemia familiar heterocigota (HFH) en España. Nuestro objetivo es determinar la tasa de incidencia de eventos cardiovasculares, el riesgo estimado de sufrir un evento y su modificación, el empleo de tratamiento hipolipemiente y la consecución de objetivos de colesterol unido a lipoproteínas de baja densidad en pacientes con HFH.

Métodos: El SAFEHEART es un estudio prospectivo de cohorte, abierto, multicéntrico, de escala nacional, con seguimiento protocolizado a largo plazo en una población de HFH caracterizada molecularmente. Se analizó a los pacientes mayores de 18 años con seguimiento completo.

Resultados: El análisis en este estudio se hizo con 2.648 pacientes con HFH. La mediana de seguimiento fue de 6,6 (4,8-9,7) años. La tasa de incidencia general de eventos cardiovasculares fue de 1,3 eventos/100 pacientes-año. El riesgo estimado de sufrir un evento cardiovascular a 10 años se redujo en el seguimiento, y pasó del 1,6 al 1,3% ($p < 0,001$). En el último seguimiento, el 20,6 y el 22,2% de los pacientes en prevención primaria y secundaria consiguieron un colesterol unido a lipoproteínas de baja densidad < 100 y < 70 mg/dl respectivamente.

Conclusiones: En este estudio se muestra la tasa de incidencia de eventos cardiovasculares, el riesgo estimado de sufrir un evento cardiovascular en la mayor población de pacientes con HFH en España, así como su modificación, la consecución de objetivos en colesterol unido a lipoproteínas de baja densidad y su tratamiento. Aunque el riesgo cardiovascular de la HFH es elevado, un adecuado tratamiento reduce la probabilidad de sufrir un evento.

Estudio registrado en ClinicalTrials.gov (Identificador: NCT02693548).

© 2019 Sociedad Española de Cardiología. Publicado por Elsevier España, S.L.U. Todos los derechos reservados.

Abbreviations

ASCVD: atherosclerotic cardiovascular disease
HeFH: heterozygous familial hypercholesterolemia
LDL-C: low-density lipoprotein cholesterol
PCSK9: proprotein convertase subtilisin kexin type 9

INTRODUCTION

Heterozygous familial hypercholesterolemia (HeFH) is an autosomal codominant disorder with a prevalence of approximately 1 case per 300 people in the general population.¹ It is the most common genetic disorder linked to premature atherosclerotic cardiovascular disease (ASCVD). Although lipid-lowering treatment has been shown to reduce coronary heart disease and overall mortality in patients with HeFH²—and has improved in recent years—most patients do not achieve optimal low-density lipoprotein cholesterol (LDL-C) levels^{3,4} and therefore continue to be at increased risk of premature ASCVD. Not all patients with HeFH, however, have the same CV risk. We recently published an equation for estimating individual CV risk in patients with HeFH based on 8 simple variables,⁵ including lipoprotein(a), which has proven to be an effective predictor of incident ASCVD in this setting.⁶

The latest European Society of Cardiology/European Atherosclerosis Society Guidelines for the Management of Dyslipidemias⁷ (ESC/EAS Guidelines) consider patients with HeFH to be at

high or very high CV risk and recommend a target LDL-C level of less than 100 mg/dL for patients without a history of CV disease and less than 70 mg/dL for those with a history. They also recommend reducing baseline LDL-C levels by at least 50% in both cases. Little, however, is known about the use of lipid-lowering treatment or the attainment of LDL-C goals in Spain. National registries serve as an invaluable source of such data, which are essential for improving current health care models, educating physicians and patients, and setting priorities in treatment guidelines and health care policies.⁸ The SAFEHEART Spanish Familial Hypercholesterolemia Cohort Study was designed to collect nationwide data on FH in order to improve knowledge of this disease in Spain.

The aim of this study was to analyze data from the SAFEHEART registry to determine the incidence of CV events in patients with HeFH in Spain, estimate their risk of experiencing a cardiovascular event using the SAFEHEART Risk Equation (SAFEHEART-RE), assess changes to this risk, and analyze the use of lipid-lowering treatments and attainment of treatment goals on inclusion in the registry and at the most recent follow-up.

METHODS

Study design and population

SAFEHEART is a prospective, open-labeled, multicenter, national study with a protocol-based long-term follow-up program for patients with molecularly defined HeFH. It involves the participa-

tion of primary care physicians and specialists.⁹ The selection of families started in 2004. The study was approved by the ethics committee at Hospital Fundación Jiménez Díaz in Madrid and all participants gave their written informed consent.

Treatment goals were based on the ESC/EAS Guidelines,⁷ which were used to inform, educate, and train physicians participating in the study and to guide the inclusion of patients and families in the SAFEHEART registry. Patients were assigned to a given region (one of Spain's autonomous communities or cities) based on their current place of residence, not their place of birth.

Follow-up

Patient follow-up was managed by the SAFEHEART coordinating center. Patients were contacted annually by telephone to complete a standardized questionnaire assessing relevant lifestyle changes, use of medication, and occurrence of CV events.⁹ All the patients included in the study had been contacted in the previous year. Complete follow-up was defined as contact with the patient in the 12 months prior to analysis and availability of all required data in the standardized annual follow-up form. The definitions of previous and incident ASCVD are described elsewhere.⁵ When the occurrence of a CV event was detected in the annual evaluation or reported at another time by a patient or relative, the SAFEHEART Events Committee analyzed the necessary medical-legal reports and classified the event using standardized criteria.

Clinical and laboratory variables

In addition to the above-mentioned demographic and clinical variables, information was also included on age, classic CV risk factors, physical examination findings, and lipid-lowering treatment.⁹ Lipid and lipoprotein(a) levels were measured in venous blood samples at a single laboratory.⁹ Serum LDL-C levels were calculated using the Friedewald formula. DNA was isolated from whole blood samples using standard methods and the genetic diagnosis of HeFH was established as previously described.¹⁰ CV risk was estimated using the SAFEHEART-RE.⁵ The system used to classify intensity of lipid-lowering treatment has been described previously,⁵ but in this study protein convertase subtilisin/kexin type 9 (PCSK9) inhibitors were also included in the maximal treatment category.

Statistical analysis

The statistical analysis was performed in SPSS (version 18.0). Quantitative data are expressed as median and interquartile range (IQR), except for the analyses stratified by region, where median values only are shown. Risk estimates and their modifications are expressed as mean following confirmation of their normal distribution. Qualitative data are shown as absolute numbers and percentages or as percentages only for the regional analyses. The incidence rate for CV events was calculated as a ratio in which the number of events observed was divided by time at risk for the event. Time at risk was calculated as the duration of follow-up for patients who did not experience an event plus time to occurrence in patients who did experience an event. Incidence rates were expressed as number of events per 100 patient-years. Only first occurrences of events, whether fatal or nonfatal, were included. The McNemar test was used to compare paired proportions, the Wilcoxon test to compare paired quantitative variables, and the binomial and Wilcoxon signed rank tests, respectively, to compare proportions and medians between regions and the

country as a whole. Differences with a *P* value of less than .05 were considered to be statistically significant.

RESULTS

A total of 4870 individuals were recruited: 3601 with a genetic diagnosis of HeFH and 1269 unaffected relatives. After exclusion of patients without a complete follow-up and patients not receiving lipid-lowering treatment at the time of the most recent evaluation (last follow-up), 2648 patients with HeFH were included in the analysis (figure 1). Median follow-up time was 6.6 years (IQR, 4.8–9.7 years). The main characteristics of the cohort at entry in the registry and at the last follow-up are summarized in table 1 and table 2. The distribution of patients according to region of residence is shown in table 1 of the supplementary data. The sample included patients from all regions except the autonomous communities of Cantabria, Murcia, and Navarre and the autonomous cities of Ceuta and Melilla.

A total of 251 first fatal or nonfatal ASCVD events were recorded during follow-up; there were 202 nonfatal events and 62 fatal events. The nonfatal events were nonfatal acute coronary syndrome (83 patients, 3.1%), coronary revascularization (64 patients, 2.4%), nonfatal stroke (23 patients, 0.9%), peripheral revascularization (15 patients, 0.6%), and aortic valve replacement (17 patients, 0.6%). The fatal events were fatal acute coronary syndrome (16 patients, 0.6%), fatal stroke (8 patients, 0.3%), and other CV death, including sudden death (38 patients, 1.4%). Thirteen (21%) of the 62 patients with a fatal event had had a previous CV event during follow-up. All patients who experienced an event (and/or their relatives) were contacted. Of the 251 patients who experienced a fatal or nonfatal event during follow-up, 114 (45.4%) had had a CV event before inclusion in the registry. The overall incidence of CV events was 1.3 events per 100 patient-years. The breakdown by region is shown in figure 2. The proportion of patients on maximal lipid-lowering treatment increased from 58.8% at entry to 80.8% at the last follow-up ($P < .001$), while that of patients on PCSK9 inhibitors increased from 0.4% to 11.6% ($P < .001$). In the group of patients excluded because they were not on lipid-lowering treatment at the last follow-up ($n = 253$), there were 5 first nonfatal events and 6 first fatal events (preceded by a nonfatal event in 2 cases). In the group of patients excluded because of nonavailability of LDL-C results at the last follow-up ($n = 391$), there were 10 first nonfatal events and 12 first fatal events, 1 of which was preceded by a nonfatal event.

At entry, 4.0% of patients in primary prevention and 2.1% of those in secondary prevention met their respective LDL-C goals of less than 100 mg/dL and less than 70 mg/dL. The corresponding rates for patients meeting their goals at the last follow-up were 20.6% and 22.2% ($P < 0.001$). The proportion of active smokers fell from 24.8% at entry to 14.7% at the last follow-up ($P < .001$). There were no significant changes in body mass index (BMI) during this period.

Mean changes in CV risk from entry to last follow-up according to the SAFEHEART-RE and stratified by place of residence are shown in figure 3 together with the corresponding 95% confidence intervals. The results for the other variables stratified by place of residence are shown in table 2 of the supplementary data and table 3 of the supplementary data. In total, 37.5% of the patients were treated in primary care.

DISCUSSION

We have described, for the first time, the incidence of CV events in patients with HeFH in Spain and have provided additional data

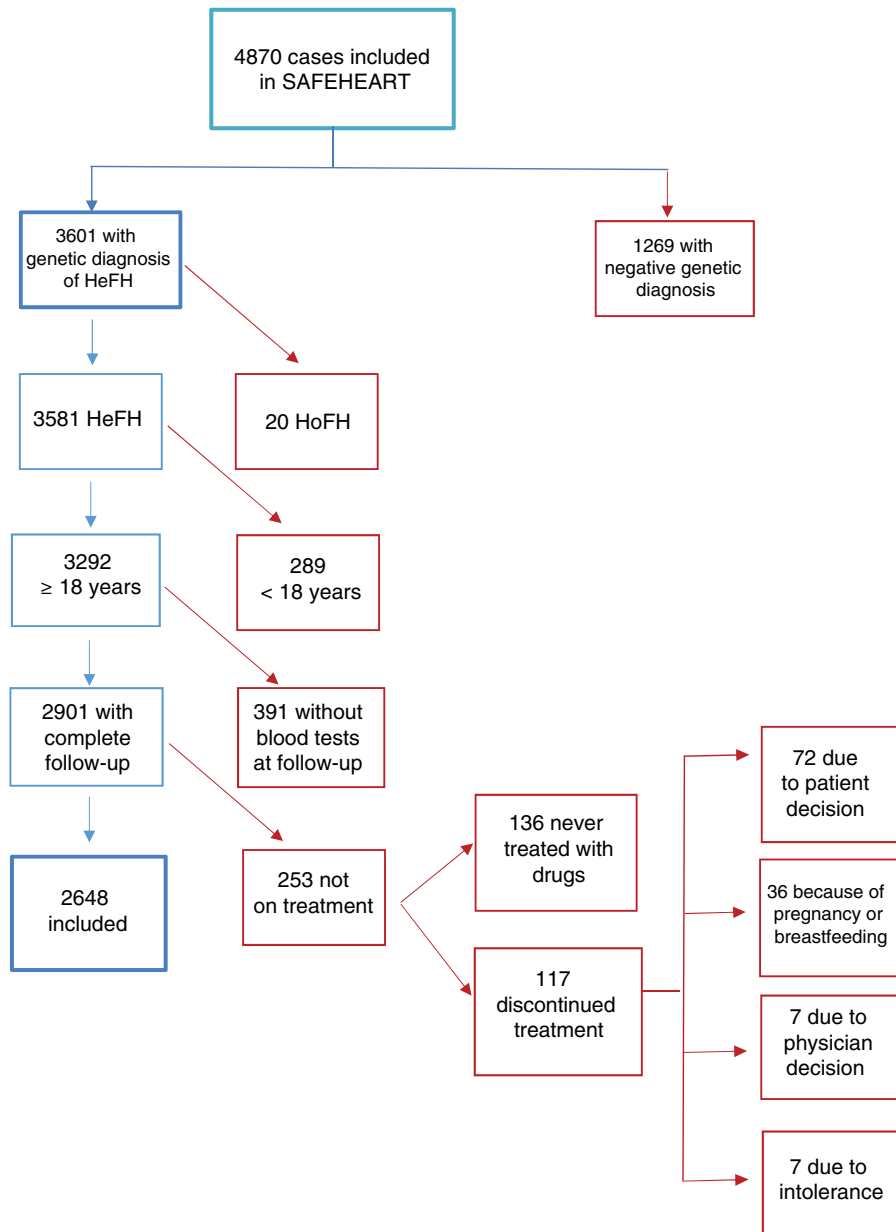


Figure 1. Flow diagram showing inclusion of cases in the SAFEHEART Registry. HeFH, heterozygous familial hypercholesterolemia; HoFH, homozygous familial hypercholesterolemia.

on CV risk, use of lipid-lowering treatment, and attainment of treatment goals at a country and regional level. The overall incidence rate detected for CV events was 1.3 events per 100 patient-years.

Our findings show that intensification of lipid-lowering treatment in patients with HeFH improved LDL-C levels over the follow-up period of 6 years. During this time, the proportion of patients on maximal lipid-lowering treatment rose from 58.8% to 80.8%. Although 80.8% of patients were on maximal lipid-lowering treatment and 11.6% were on PCSK9 inhibitors at the last follow-up evaluation, just 20.6% of patients in primary prevention and 22.2% of those in secondary prevention had optimal LDL-C levels (< 100 mg/dL and < 70 mg/dL, respectively). A number of points should be made regarding LDL-C goals: a) the proportion of patients with optimal LDL-C levels has doubled since the last analysis of patients from the SAFEHEART registry³; b) attainment

of goals was more common in secondary than in primary prevention patients, probably because of the recent incorporation of PCSK9 inhibitors for patients at increased risk; and c) the proportion of patients failing to meet their LDL-C goals remains high, possibly in part because patients with FH have very high initial LDL-C levels; this highlights the importance of recommending potent statins and combination therapy with ezetimibe and PCSK9 inhibitors in patients with HeFH.¹¹ The findings of this study show the persistence of a considerable gap between treatment goals and practice, confirming that there is still much room for improvement. They also, however, show just how difficult it is for patients with HeFH to achieve optimal LDL-C levels, despite treatment with the best lipid-lowering treatments available. It should be noted that the statistical power for comparing results across the different regions of Spain was limited by the characteristics of the registry. A recent study on the incidence of

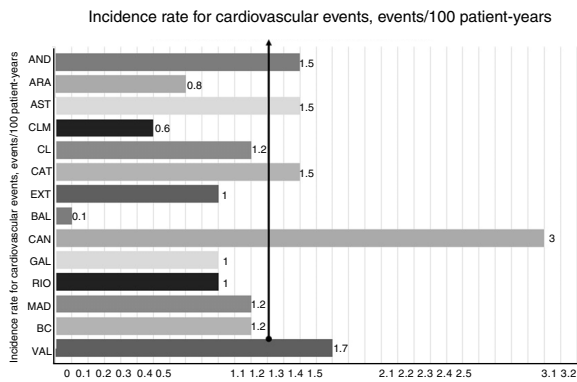


Figure 2. Incidence of cardiovascular events according to place of residence. AND, Andalusia; ARA, Aragon; AST, Asturias; BAL, Balearic Islands; BC, Basque Country; CAN, Canary Islands; CAT, Catalonia; CL, Castilla-León; CLM, Castilla-La Mancha; EXT, Extremadura; GAL, Galicia; MAD, Madrid; RIO, La Rioja; VAL, Valencia.

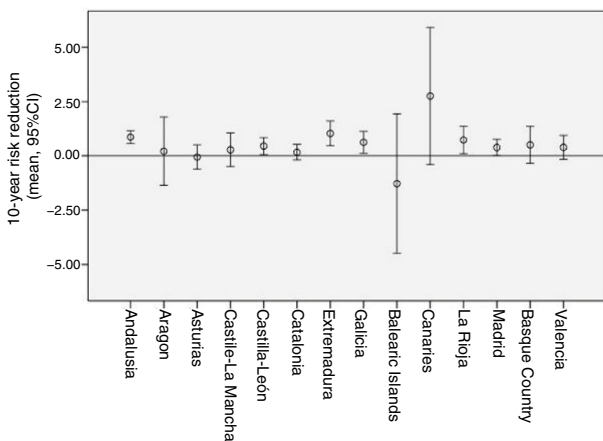


Figure 3. Mean changes in estimated risk with corresponding confidence intervals in different Spanish regions. 95%CI, 95% confidence interval.

patients with molecularly defined HeFH. Although SAFEHEART is a national registry, it does not include patients from all the autonomous communities in Spain. Our results show the need for a prospective registry to evaluate trends in CV healthcare provision in the setting of HeFH.

Practical implications

The lack of FH screening programs is a barrier to the effective prevention of premature ASCVD and has a negative impact on the quality of life and socioeconomic situation of families with HeFH. Early detection and treatment of HeFH remains a health care challenge and constitutes an unmet medical need. A highly efficient national screening program for FH will help prevent CV morbidity and mortality in families with HeFH, improve overall health care delivery, and overcome regional healthcare disparities.¹⁸

CONCLUSIONS

This study is the first to show the incidence of CV events in a large population of patients with HeFH and to analyze associated risk and changes in risk, attainment of treatment goals, and treatment strategies employed in this population. Although the risk is high, adequate treatment considerably reduces

the likelihood of a CV event. Efforts should thus focus on achieving adequate LDL-C control and improving risk factors in patients with HeFH.

ACKNOWLEDGMENTS

We would like to thank the staff at *Fundación Hipercolesterolemia Familiar* for their invaluable help with the recruitment and follow-up of patients in the registry. We are also very grateful to all the families who collaborated in this study.

FUNDING

This study was funded by the *Fundación Hipercolesterolemia Familiar*; grant G03/181 and FIS PI12/01289 of the *Instituto de Salud Carlos III* (ISCIII) and grant 08-2008 from the *Centro Nacional de Investigación Cardiovascular* (CNIC).

CONFLICTS OF INTEREST

The authors declare that they have no conflicts of interest.

WHAT IS KNOWN ABOUT THE TOPIC?

- HeFH is a common disorder frequently associated with premature ASCVD.
- Numerous studies have shown that lipid-lowering treatment can reduce mortality in FH.
- National registries are a valuable source of key information. The SAFEHEART study was designed to improve knowledge about HF in Spain.

WHAT DOES THIS STUDY ADD?

- This study is the first to show the risk of CV events in a large population of patients with HeFH and to analyze changes to this risk, achievement of treatment goals, and treatment strategies.
- Although CV risk is high in patients with HeFH, adequate treatment considerably reduces the likelihood of a CV event.
- It is important to focus efforts on achieving adequate control of LDL-C in patients with HeFH.

APPENDIX 1. RESEARCHERS FROM THE SAFEHEART STUDY INVOLVED IN PATIENT RECRUITMENT AND DATA COLLECTION

Rocío Aguado, Begoña Perez-Corral (Hospital Universitario de León); Fátima Almagro (Hospital Donostia, San Sebastián); Rodrigo Alonso, Raquel Arroyo, Nelva Mata, Pedro Mata, Leopoldo Pérez de Isla, Adriana Saltijeral (Fundación Hipercolesterolemia Familiar); Francisco Arrieta (Hospital Ramón y Cajal, Madrid); Lina Badimón, Teresa Padró (Instituto Ciencias Cardiovasculares, IIB-Sant Pau, Barcelona); Miguel Ángel Barba (Hospital Universitario, Albacete); Ángel Brea, Daniel Mosquera, Marta Casañas (Hospital San Pedro, Logroño); Julio Carbayo (Clínica Virgen del Rosario, Albacete); Jose María Cepeda (Hospital de Vega Baja, Orihuela); Raimundo de Andrés (Fundación Jiménez Díaz, Madrid); José L. Díaz (Hospital Abente y Lago, A Coruña); Gonzalo Díaz-Soto (Hospital Clínico, Valladolid); Marta Diéguez, María Riestra (Hospital de Cabueñes,

Gijón); Francisco Fuentes, José López-Miranda (Hospital Reina Sofía, Córdoba); Jesús Galiana, M. Dolores Mañas (Hospital de Ciudad Real); Jesús García-Cruces (Hospital Río Hortega, Valladolid); Juan Antonio Garrido (Hospital de Ferrol; Luis Irigoyen (Hospital Clínico Universitario Lozano Blesa, Zaragoza); Pedro L. Martínez (Hospital La Paz, Madrid); Ceferino Martínez-Faedo, Lorena Suárez (Hospital Central de Asturias, Oviedo); Marta Mauri, Rosa M. Borrallo (Hospital de Terrassa, Barcelona); Juan Diego Mediavilla, Fernando Jaén, Pablo González (Hospital Virgen de las Nieves, Granada); Alfredo Michán, Patricia Rubio (Hospital Jerez de la Frontera); Pablo Miramontes (Hospital Clínico Universitario, Salamanca); Juan L. Morera (Hospital Vital Álvarez Buylla, Mieres); Ovidio Muñoz, Aurora González (Hospital Virgen del Rocío, Sevilla); Francisca Pereyra (Hospital Universitario Nta. Sra. Candelaria, Tenerife); Leire Pérez (Hospital Universitario de Álava); Mar Piedecausa, José Pastor (Hospital Universitario de Elche); José Miguel Pinilla (Centro de Salud San Miguel de Salinas, Alicante); Xavier Pintó (Hospital de Bellvitge, Barcelona); Manuel J. Romero (Hospital Infanta Elena, Huelva); Enrique Ruiz, M. Pilar Álvarez (Hospital Universitario, Burgos); Pedro Sáenz (Hospital de Mérida); Juan F. Sánchez (Hospital San Pedro de Alcántara, Cáceres); Consuelo Sanz (Centro de Salud de Lerma-Zael); Jose I. Vidal, Rosa Argüeso (Hospital Universitario, Lugo), y Daniel Zambón (Hospital Clínic, Barcelona).

Full list available at: <https://www.colesterolfamiliar.org/estudio-safeheart/centros-participantes-en-el-estudio/>.

APPENDIX 2. SUPPLEMENTARY DATA

Supplementary data associated with this article can be found in the online version available at <https://doi.org/10.1016/j.rec.2019.10.028>

REFERENCES

- Gidding SS, Champagne MA, de Ferranti SD, et al. The Agenda for Familial Hypercholesterolemia: A Scientific Statement From the American Heart Association. *Circulation*. 2015;132:2167–2192.
- Humphries SE, Cooper JA, Seed M, et al. Coronary heart disease mortality in treated familial hypercholesterolaemia: Update of the UK Simon Broome FH register. *Atherosclerosis*. 2018;274:41–46.
- Perez De Isla L, Alonso R, Watts GF, et al. Attainment of LDL-cholesterol treatment goals in patients with familial hypercholesterolemia: 5-year SAFEHEART registry follow-up. *J Am Coll Cardiol*. 2016;67:1278–1285.
- Saltijeral A, Pérez de Isla L, Alonso R, et al. Predicting cardiovascular events in familial hypercholesterolemia: The SAFEHEART Registry (Spanish Familial Hypercholesterolemia Cohort Study). *Circulation*. 2017;135:2133–2144.
- Ellis KL, Pérez de Isla L, Alonso R, Fuentes F, Watts GF, Mata P. Value of MEASURING Lipoprotein(a) during cascade testing for familial hypercholesterolemia. *J Am Coll Cardiol*. 2019;73:1029–1039.
- Catapano AL, Graham I, De Backer G, et al. 2016 ESC/EAS Guidelines for the management of dyslipidaemias. *Eur Heart J*. 2016;37:2999–3058.
- Kindt I, Mata P, Knowles JW. The role of registries and genetic databases in familial hypercholesterolemia. *Curr Opin Lipidol*. 2017;28:152–160.
- Mata N, Alonso R, Badimón L, et al. Clinical characteristics and evaluation of LDL-cholesterol treatment of the Spanish Familial Hypercholesterolemia Longitudinal Cohort Study (SAFEHEART). *Lipids Health Dis*. 2011;10:94.
- Bourbon M, Alves AC, Alonso R, et al. Mutational analysis and genotype-phenotype relation in familial hypercholesterolemia: The SAFEHEART registry. *Atherosclerosis*. 2017;262:8–13.
- Nordestgaard BG, Chapman MJ, Humphries SE, et al. Familial hypercholesterolaemia is underdiagnosed and undertreated in the general population: guidance for clinicians to prevent coronary heart disease: Consensus Statement of the European Atherosclerosis Society. *Eur Heart J*. 2013;34:3478–3490.
- Masana L, Zamora A, Plana N, et al. Incidence of cardiovascular disease in patients with familial hypercholesterolemia phenotype: analysis of 5 years follow-up of real-world data from more than 1.5 million patients. *J Clin Med*. 2019;8. pii: E1080.
- Aranceta-Bartrina J, Pérez-Rodrigo C, Alberdi-Aresti G, Ramos-Carrera N, Lázaro-Masedo S. Prevalence of general obesity and abdominal obesity in the Spanish adult population (aged 25–64 years) 2014–2015: The ENPE Study. *Rev Esp Cardiol*. 2016;69:579–587.
- Arroyo-Olivares R, Alonso R, Quintana-Navarro G, et al. Adults with familial hypercholesterolaemia have healthier dietary and lifestyle habits compared with their non-affected relatives: the SAFEHEART study. *Public Health Nutr*. 2019;22:1433–1443.
- Besseling J, Kindt I, Hof M, Kastelein JJP, Hutten BA, Hovingh GK. Severe heterozygous familial hypercholesterolemia and risk for cardiovascular disease: a study of a cohort of 14,000 mutation carriers. *Atherosclerosis*. 2014;233:219–223.
- Santos RD, Gidding SS, Hegele RA, et al. Defining severe familial hypercholesterolaemia and the implications for clinical management: a consensus statement from the International Atherosclerosis Society Severe Familial Hypercholesterolemia Panel. *Lancet Diabetes Endocrinol*. 2016;4:850–861.
- Mata P, Alonso R, Pérez-Jiménez F. Screening for familial hypercholesterolemia: a model for preventive medicine. *Rev Esp Cardiol*. 2014;67:685–688.
- Lázaro P, Pérez de Isla L, Watts GF, et al. Cost-effectiveness of a cascade screening program for the early detection of familial hypercholesterolemia. *J Clin Lipidol*. 2017;11:260–271.